

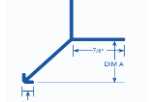
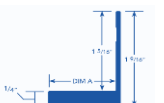







DIAMOND SCHMITT ARCHITECTS						
PROJECT NAME: BRISTOL COURT LR						
PROJECT NUMBER: 231047						
ITEM	IMAGE	ITEM DESCRIPTION	PRODUCT INFORMATION	LOCATION	SPECIFICATION	NOTES
TR-01		Transition strip - Tile to carpet flooring	MANUFACTURER: Schluter STYLE: Schluter RENO-TK MODEL: ETK-100 COLOUR: Stainless Steel SIZE/ THICKNESS: H=10mm	Lobby lounge area to lobby corridor		Floor tile thickness: 9mm
TR-02		Transition strip	MANUFACTURER: Schluter STYLE: Schluter SCHIENE MODEL: COLOUR: Stainless Steel SIZE/ THICKNESS: H=11mm	Lobby to elevator door.		Tile base thickness: 9mm.
TR-03		Millwork corner key	MANUFACTURER: Fry Reglet STYLE: Millwork Corner Key MODEL: MWCK100 COLOUR: TBD FINISH: TBD SIZE/ THICKNESS: 1"	PLAM panels at exterior corners.		PLAM thickness: 19mm + 6mm adhesion space.
TR-04		Millwork 1/4"Post Termination	MANUFACTURER: Fry Reglet STYLE: Millwork 1/4"Post Termination MODEL: MWPT25100 COLOUR: TBD SIZE/ THICKNESS: 1"	PLAM wall panels exposed edges		PLAM thickness: 19mm + 6mm adhesion space.
TR-05		Millwork U Channel	MANUFACTURER: Fry Reglet STYLE: Millwork U Channel MODEL: MWU10050 COLOUR: TBD SIZE/ THICKNESS: 1"	Where tile base meet PLAM wall panel		PLAM thickness: 19mm + 6mm adhesion space.
TR-06		Millwork U Channel	MANUFACTURER: Fry Reglet STYLE: Millwork U Channel MODEL: MWU5050 COLOUR: TBD SIZE/ THICKNESS: 1/2"	Where tile meet wall tile		Tile base thickness: 9mm Wall tile thickness: 11mm
HW-01		Pocket door pull - Passage set - Rectangular	MANUFACTURER: Richelieu STYLE: 1700FBPSBC - 1 1/4 to 1 1/2" door thickness MODEL: 1700FBPSBC COLOUR: Black SIZE/ THICKNESS: 82mm x 82mm	Office pocket door		*Verify door thickness (35mm)
HW-02		Pocket door sliding hardware	MANUFACTURER: HAFELE STYLE: SLIDO - Pocket door frame set MODEL: 942.72.000 COLOUR: N/A SIZE: THICKNESS	Office pocket door		*Verify door size (80" x 40") *Verify wall cavity size *Verify door weight (88-264 lbs)
HW-03		Black edge pull	MANUFACTURER: Richelieu STYLE: Modern Aluminum Edge Pull - 9595 MODEL: BP959128990 COLOUR: BRUSHED BLACK SIZE: 148mm	Office millwork door pull		